



Ensure all parts are accounted for before disposing of packaging.

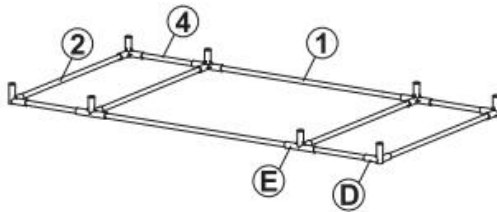
No.	PARTS	QTY.
1	Long Tube	3
2	Side Tube	15
3	Upright Tube	22
4	Short Tube	14
5	Roof Tube	4
6	Wire Shelf	4
7	Cover	1
8	Ground Stake	4
9	Rope	4

No.	FITTINGS	QTY.
A	Tee Fitting	4
D	3-Way Elbow Fitting	6
E	4-Way Tee Fitting	20
J	3-Way Angled Elbow Fitting	2

## ASSEMBLY

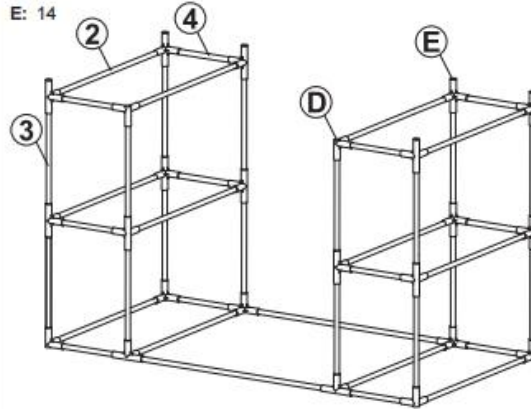
### STEP 1

- 1: 2
- 2: 4
- 4: 4
- D: 4
- E: 4



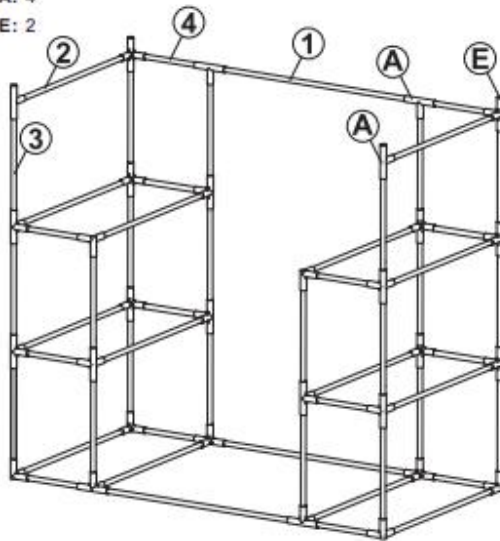
### STEP 2

- 2: 8
- 3: 16
- 4: 8
- D: 2
- E: 14



### STEP 3

- 1: 1
- 2: 2
- 3: 6
- 4: 2
- A: 4
- E: 2



### STEP 4

- 2: 1
- 5: 4
- 6: 4
- J: 2

